



REPORT OF SPECIAL EDUCATION FUND UTILIZATION  
For the 3rd Quarter, CY 2015  
CITY GOVERNMENT OF BAGUIO

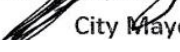
|   |               |
|---|---------------|
| RECEIPT FROM SPECIAL EDUCATION FUND   |               |
| Special Education Tax   | 65,596,238.13 |
| Less: Discount on Special Education Tax   | 7,716,386.22  |
| Fines and Penalties-Special Education Tax   |               |
| Interest Income   |               |
| TOTAL RECEIPT   |               |
| LESS: DISBURSEMENTS   |               |
| PERSONAL SERVICES   |               |
| Salaries and Wages  |               |
| Salaries and Wages-Casual   |               |
| Personal Economic Relief Allowance (PERA)   |               |
| Clothing/Uniform Allowance  |               |
| Subsistence, Laundry and Quarter Allowance  |               |
| Honoraria   |               |
| Cash Gift   |               |
| Year End Bonus  |               |
| Life and Retirement Insurance Contributions   |               |
| PAG-IBIG Contributions  |               |
| PHILHEALTH Contributions  |               |
| ECC Contributions   |               |
| Terminal Leave Benefits   |               |
| Health Workers Benefits   |               |
| Other Personnel Benefits  |               |
| Total Personal Services   |               |
| MAINTENANCE AND OTHER OPERATING EXPENSES  |               |
| Travelling Expenses-Local   |               |
| Training Expenses   |               |
| Office Supplies Expenses  |               |
| Drugs and Medicines Expenses  |               |
| Medical, Dental and Laboratory Supplies Expenses  |               |
| Gasoline, Oil and Lubricants Expenses   |               |
| Textbooks and Instructional Materials Expenses  |               |
| Other Supplies Expenses   |               |
| Water Expenses  |               |
| Electricity Expenses  |               |
| Cooking Gas Expenses  |               |
| Telephone Expenses-Landline   |               |
| Representaion Expenses  |               |
| Repairs and Maintenance-Motor Vehicles  |               |
| Insurance Expenses  |               |
| Other Maintenance and Operating Expenses  |               |
| Total Maintenance and Other Operating Expenses  |               |
| FINANCIAL EXPENSES  |               |
| Bank Charges  |               |
| Total Personal Services and Maintenance & Other Operating Expenses and Financial Expenses |               |
| BALANCE   |               |

We hereby certify that we have reviewed the contents and hereby attest to the veracity and c data or information contained in this document.

  
ANTONIO L. TABIN

  
MAURICE G. DOMOG

City Accountant

 City Mayor

57,879,851.91  
5,170,310.79  
78,798.47  
63,128,961.17

10,933,074.57  
1,659,453.61  
530,000.00  
118,592.83  
194,874.36  
267,500.00  
700,797.50  
1,235,114.89  
83,370.91  
121,712.50  
81,555.16  
98,447.77  
352,643.26  
2,316,949.00  
18,694,086.36

160,709.00  
4,800.00  
178,332.07  
19,350.00  
30,411.50  
91,756.78  
3,710,000.00  
394,666.72  
769,059.55  
2,723,933.45  
21,920.00  
125,941.52  
609,970.00  
61,000.24  
22,800.12  
2,221,854.90  
11,146,505.85

350.00  
29,840,942.21  
33,288,018.96

orrectness of the

